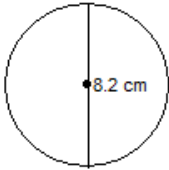


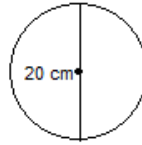
Feuille de pratique #1 - Calculer l'aire

I. Trouve l'aire des cercles suivants. Utilise le bouton π sur ta calculatrice (pas 3,14). Arrondis les réponses aux dixième près.

1)

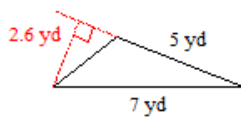


2)

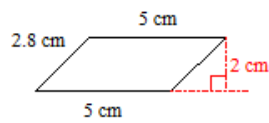


II. Trouve l'aire des figures suivants. N'oublie pas la formule, la substitution, etc. Arrondis au dixième près si nécessaire.

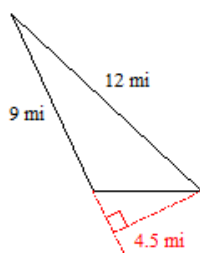
3)



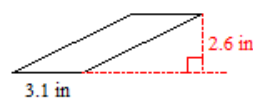
4)



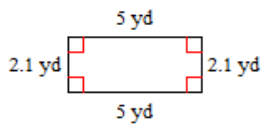
5)



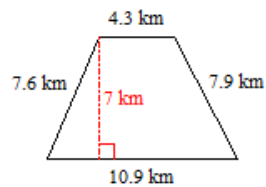
6)



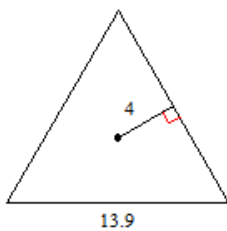
7)



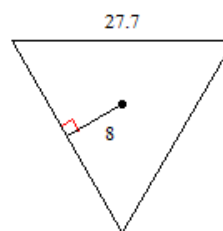
8)



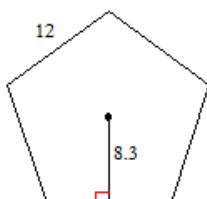
9)



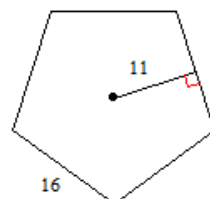
10)



11)



12)



Solutions:

1) 52.8 cm^2

5) 20.25 mi^2

9) 83.4

2) 314.2 cm^2

6) 8.06 in^2

10) 332.4

3) 6.5 yd^2

7) 10.5 yd^2

11) 249

4) 10 cm^2

8) 53.2 km^2

12) 440